



**BALTIMORE AREA COUNCIL**

*Membership*

**BUILDER PLAYBOOK**

July 2025



Thank you for being a Membership Builder—a champion for growing Scouting in our communities. Your dedication is helping more youth experience the adventure, leadership, and values that Scouting offers.

Recruiting is a year-round activity in Scouting and we place a special focus on it in late Summer and Fall. A key component of recruiting is **Sign-Up Nights**. These events are one of our most effective ways to welcome new families. They provide a personal,

face-to-face introduction to Scouting, where questions are answered, excitement is sparked, and many families choose to join right then and there.

This booklet is part of your Unit Open House To Go kit—a ready-to-use resource package designed to make hosting a successful sign-up event as easy and fun as opening a pizza box. Literally! Packaged in a pizza box for a creative and convenient presentation, this kit includes everything your unit needs to deliver a welcoming, engaging, and effective open house experience. From promotional materials to planning guides and hands-on tools, it's all here—designed to help you build membership with confidence and ease.

Our council is committed to standing with you—offering guidance, materials, and encouragement every step of the way.

Together, let's grow Scouting—one family at a time.

**Kenn Miller**  
Scout Executive  
Baltimore Area Council

**Phil Juengst**  
VP of Membership  
Baltimore Area Council



# 2025 MEMBERSHIP GROWTH *incentives*

**Every Unit**  
*Social Media Boost*



**+1 Youth over 2024 Year End**  
*Unit Flag Streamer*



*Adult Recruiter Patch*  
**+3 Youth over 2024 Year End**



**Every New  
Cub Scout**

*Welcome Packet*



**+5 Youth over  
2024 Year End**



*\$50 Ledo Pizza  
Gift Card for Unit*



*Reach out to your  
District Membership  
Chair*



# 2025 MEMBERSHIP GROWTH Unit Preparation Checklist

**Unit** \_\_\_\_\_

	Description	Completion Date
	Prepare Unit Calendar for Program Year	June 30
	Select and reserve Unit Open House dates	July 15
	Submit Unit Open House dates and Materials Requests to Council via survey link	July 25
	Recruit Open House Coordinator	August 1
	My.Scouting	August 1
	• Update Unit Pin	
	• Update Fee Explanation	
	• Update Welcome Emails	
	Attend August Roundtable	August 11/12
	Create Facebook Event for Unit Open House and invite Baltimore Scouting as a cohost	August 15
	Complete 2025 Membership Growth Goal-Setting Worksheet	August 15
	Reach out to schools about Back to School and Open House Nights	August 15
	Submit 2025 Membership Growth Goal-Setting Worksheet	August 22
	Distribute Buddy Cards and Flyers	2 weeks before event
	Ask families to share Facebook Event	2 weeks before event
	Place yard signs	2 weeks before event
	Attend Back to School and Open House Nights	Varies
	Hold Unit Open House	
	Follow up with attendees of Unit Open House	2 days after event





# UNIT OPEN HOUSE

## *How-To*

We encourage you to hold a “sign-up” night at a prominent location in the community, such as a school, church, or community center. At this sign-up night, you will provide basic information about what Scouting offers youth and families in the area. Many units are now holding come-and-go events, which are strictly sign-up events. These are faster for today’s busy parents. The key to making them successful is preplanning.

This model features six stations that give parents information about Cub Scouting, get them signed up, and provide everything they need to know, including when the first meeting is, who the leaders are, and more. We recommend you plan an activity for children to do separate from the stations. Ideas for that can be found on the next page.

When families arrive, have them visit each of the following stations:

- Welcome
- What We Do
- Cost
- Why Join
- Registration
- Questions

Each station should have a leader assigned to it. This person can use the “Station Leader Guide” with key points to guide families through the family guide.





# UNIT OPEN HOUSE

## Activity Ideas

### DIY Neckerchief Slide

Materials: Pipe cleaners, beads, buttons, foam shapes, glue.

Scouts can design their own slide to wear with their uniform.

### Nature Rubbing Art

Materials: Leaves, bark, crayons, paper

Kids place paper over natural objects and rub with crayons to reveal textures.

### Mini First Aid Kit

Materials: Small zip bags, band-aids, alcohol wipes, gauze

Kids create a first aid kit

### Paper Airplane Derby

Materials: paper, crayons or markers

Kids design and decorate their own planes, then compete for distance or accuracy.

### Raingutter Regatta

Materials: raingutter, pool noodles, wooden skewers, paper

Kids create pool noodle boats and race them



# STATION LEADER GUIDE

*Welcome*  
NEW CUB SCOUT FAMILY



FAMILY  
INFORMATION  
GUIDE

## THANK YOU FOR VISITING

A Pack Open House is a fun and welcoming event where families can learn all about Cub Scouting in their community. It's designed to help you decide if Scouting is the right fit for your child—and chances are, it will be!

### WHAT TO EXPECT

- Meet the Leaders: You'll meet the volunteers who run the pack and learn how the program works.
- Get Your Questions Answered: Whether you're curious about activities, uniforms, costs, or time commitments, leaders will be there to help.
- See Scouting in Action: Some packs may have games, videos, or hands-on activities to give your child a taste of the fun.
- Sign Up On the Spot: If you're ready, you can register your child that night. Just bring a form of payment for the registration fee.
- Next Steps: You'll be invited to your first pack or den meeting the following week, so your child can jump right into the adventure.
- Follow-Up: If you're not quite ready to sign up, that's okay! Leaders will follow up with you to answer any remaining questions and invite you to future events.

*Please*  
SIGN IN

<https://forms.office.com/r/UCTvXpd3Mg>



**SEE BACK PAGE FOR INVITE CODE**

2

- Greet every family that comes to your station and ask them to sign in. Provide them with the "Welcome to Cub Scouts" brochure
- Tell each family that there are five stations that they will visit to complete the sign-up process and that it will take 20-30 minutes



**Welcome**

# STATION LEADER GUIDE

## What We Do



## And More...



Visit [baltimorescouting.org/calendar](http://baltimorescouting.org/calendar) to find Council and District events

Check out our Pack Calendar for Pack events

3

## HOW DOES CUB SCOUTING WORK?

In Cub Scouting, you and your family join in on the program with your child, and you will help them along the way. Cub Scouts have a different handbook at each grade level, with Adventures that are age-appropriate for their developmental level. As your child advances through these books by working on Adventures, they will earn badges and other recognition that they wear on their uniform. As your child grows in Cub Scouting, your role will change with them, from hands-on involvement to guiding and coaching. Your child's success in Cub Scouting depends on you!

## DEN MEETINGS

The Cub Scouting program takes place at two levels. Your child will be a part of a den, a small group of Cub Scouts in the same grade level. A den typically meets 2-4 times per month. All dens, from kindergarten through fifth grade, make up a pack. The dens, with their families, come together at the pack meeting, where they play games, work on Adventures, and receive positive reinforcement for their achievements.



## PACK MEETINGS

The Cub Scout pack is made up of all the dens, led by the Cubmaster. There are games, skits, songs, ceremonies, and presentations of achievements and badges that Cub Scouts earned during that month.

The pack, including families, also participates in other special events throughout the year, including:

- Pinewood Derby®—You can build and race a model car with your child.
- Blue and gold banquet—Cub Scouting's birthday party—for all pack members and their families— takes place in February.
- Camping—Overnight and day camp opportunities introduce your family to the camping experience.
- Service projects—Packs may participate in food drives, conservation projects, or other community activities.
- Field trips and special outings—Den outings are a great way to learn more about the people and places in your community.



Den Meetings are held...	Pack Meetings are held...



4

This is where you will share the excitement of Cub Scouting and your Pack activities. Introduce the leaders and talk about what makes your pack special. Leave plenty of time and be prepared to answer any questions.

Have families write down the Den and Pack Meeting days.

It may be helpful to have Pack Calendars and Flyers



## What We Do

# STATION LEADER GUIDE

 <b>LION</b> Kindergarten	 <b>TIGER</b> 1 <sup>st</sup> Grade
 <b>BOBCAT</b> Character/Leadership	 <b>BOBCAT</b> Character/Leadership
 <b>MOUNTAIN LION</b> Outdoors	 <b>TIGERS IN THE WILD</b> Outdoors
 <b>FUN ON THE RUN</b> Personal Fitness	 <b>TIGER BITES</b> Personal Fitness
 <b>KING OF THE JUNGLE</b> Citizenship	 <b>TEAM TIGER</b> Citizenship
 <b>LION ROAR</b> Personal Safety	 <b>TIGER ROAR</b> Personal Safety
 <b>LION'S PRIDE</b> Family/Reverence	 <b>TIGER CIRCLES</b> Family/Reverence
 2 Elective Adventures	 2 Elective Adventures

Cub Scouts who join in kindergarten or first grade join with an adult partner, usually the parent or guardian. A **Lion** or **Tiger** den should be no more than eight Cub Scouts and their adult partners. An adult is selected to serve as the den leader (usually one of the parents) and coordinates the meetings.

Each adult partner takes a turn assisting or hosting meetings or activities with the den leader. At den meetings, Lions and Tigers work on Adventures that are found in their handbooks and the Adult Partner Guides.


































**This shared leadership model is a great way to ensure the den leader has the help needed to deliver a quality program.**

5

Children this age are becoming more independent, and activities are designed to meet their developmental needs. A **Wolf** (second grade), **Bear** (third grade), or **Webelos** (fourth grade) den is ideally no more than eight Cub Scouts, a den leader, an assistant den leader (usually parents of some of the den members), and often a den chief (an older Scout who helps the den leader).

The **Arrow of Light** den is focused on preparing to join Scouts BSA. Arrow of Light Scouts move to the next level of Scouting, Scouts BSA.

 <b>WOLF</b> 2 <sup>ND</sup> Grade	 <b>BEAR</b> 3 <sup>RD</sup> Grade	 <b>WEBELOS</b> 4 <sup>TH</sup> Grade
 <b>BOBCAT</b> Character/Leadership	 <b>BOBCAT</b> Character/Leadership	 <b>BOBCAT</b> Character/Leadership
 <b>PAWS ON THE PATH</b> Outdoors	 <b>BEAR HABITAT</b> Outdoors	 <b>WEBELOS WALKABOUT</b> Outdoors
 <b>RUNNING WITH THE PACK</b> Personal Fitness	 <b>BEAR STRONG</b> Personal Fitness	 <b>STRONGER, FASTER, HIGHER</b> Personal Fitness
 <b>COUNCIL FIRE</b> Citizenship	 <b>PAWS FOR ACTION</b> Citizenship	 <b>MY COMMUNITY</b> Citizenship
 <b>SAFETY IN NUMBERS</b> Personal Safety	 <b>STANDING TALL</b> Personal Safety	 <b>MY SAFETY</b> Safety/First Aid
 <b>FOOTSTEPS</b> Family/Reverence	 <b>FELLOWSHIP</b> Family/Reverence	 <b>MY FAMILY</b> Family/Reverence
 2 Elective Adventures	 2 Elective Adventures	 2 Elective Adventures
 <b>ARROW OF LIGHT</b> 5 <sup>TH</sup> Grade		
 <b>BOBCAT</b> Character/Leadership	 <b>PERSONAL FITNESS</b> Personal Fitness	 <b>CITIZENSHIP</b> Citizenship
 <b>OUTDOOR ADVENTURER</b> Outdoors	 <b>FIRST AID</b> Safety/First Aid	 <b>DUTY TO GOD</b> Family/Reverence
		 2 Elective Adventures

Do a high-level overview of the types of activities Cub Scouts work on. At every level Cub Scouts work on the following:

- Character/Leadership
- Outdoors
- Personal Fitness
- Citizen Ship
- Personal Safety
- Family/Reverence
- Electives



## What We Do

# STATION LEADER GUIDE

## MEMBERSHIP COST

	Youth	Adult
National Scouting America Membership Fee	\$85	\$65
Baltimore Area Council Membership Fee	\$75	\$0
Insurance	\$0	\$6
Unit Level Fees 		
Scout Life Magazine (Optional)	\$15	\$15

## EXCEPTIONS AND FINANCIAL AID

- Families with three (3) or more Scouts will be capped at paying three (3) Council Membership Fees.
- Scouts participating in more than one program will pay one (1) Membership Fee.
- Adults are still responsible for renewing their Scouting insurance annually at a cost of \$6 per person

**APPLY ONLINE**

[HTTPS://247SCOUTING.COM/FORMS/220-25MEMBERSHIP](https://247scouting.com/forms/220-25membership)



- No youth will be turned away for an inability to pay the Membership Fee. BAC has always provided financial assistance when needed and will continue to do so.

## OTHER COSTS

- Books: Youth handbooks are available for each rank. Adult leaders use Scoutbook, the online tool found at [scoutbook.scouting.org](http://scoutbook.scouting.org). Parents have a free app, "Scouting" for Apple and Android, that allows them to connect with their child's activities.
- Uniform: The uniform and its cost vary by program for both youth and adults. Uniforms may also be purchased at your local Scout shop. See [scoutshop.org](http://scoutshop.org) for details and current prices.

## FUNDRAISING

Fundraising is essential to supporting a Pack's program. Through the annual Popcorn Sale, Packs can earn up to 35% commission to fund gear, events, and adventures. Scouts gain valuable skills while working toward personal goals, and participants can earn exciting incentives and rewards—all while supporting their Pack and the Council.

**LEARN MORE**

[BALTIMORESCOUTING.ORG/POPCORN](http://BALTIMORESCOUTING.ORG/POPCORN)



7



**SAVE 10%\***  
**On Matching Uniform Bottoms  
 with Purchase of a Uniform Top**

\*Selection and quantities may vary online and in-store. Offer valid online and in participating Scout Shops on select merchandise and while supplies last. Offer valid from 07/28/25–12/31/2025 at 11:59 pm EST. Not valid on previous purchases or wholesale orders. May not be combined with any other offer and cannot be redeemed as cash. Check with your local Scout Shop for more information. Uniform top and bottom must be from the same program and purchased together.

Baltimore Scout Shop	Dorsey Road Scout Shop
701 Wyman Park Drive Baltimore, MD 21211	7502 Connelley Dr # 120 Hanover, MD 21076
(410) 338-0144	(410) 553-6913
M/T/Th/F: 8:30AM – 5:30PM Wednesday: 8:30AM - 7PM Saturday: 10AM – 2PM	Monday – Friday: 9:30AM – 6PM Saturday: 9AM – 4PM

- Explain National and Council fees.
- Have families write down Pack dues.
- Be prepared to answer questions about pack fee payment plans and/or financial assistance.
- Financial assistance timeline: 5 business days from application to approval

- Explain location of Scout Shops



**Cost**

# STATION LEADER GUIDE

## UNIFORM CHECK list

Cub Scout uniforms serve a dual purpose, demonstrating that a Scout is part of a team and showing individual achievement (Scouts wear the badges they've earned). Wearing the uniform to meetings and activities also encourages a neat appearance, and good behavior.



Instructions: Cross out any items that are not needed or being provided by the Pack. Take this list to a Scout Shop for personalized assistance selecting uniform pieces.

Uniform/Book	Insignia
Uniform Shirt	Council Shoulder Patch
Uniform Bottoms	World Crest Emblem/Ring
Belt	Pack Numerals
Neckerchief	Den Number
Neckerchief Slide	Adventure Colors (Webelos/AOL)
Socks	Shoulder Loops (Webelos/AOL)
Hat	
Book	



[HTTPS://BALTIMORESCOUTING.ORG/SCOUT-SHOPS/](https://BALTIMORESCOUTING.ORG/SCOUT-SHOPS/)

9

- Explain uniforms
- Cross off any items that the Pack will provide or are not usually utilized



## Cost

# STATION LEADER GUIDE

## WHY JOIN CUB SCOUTING?

Cub Scouting is a fun way to spend time with your child and the whole family. The fun has a purpose: That is, to help reinforce the positive values you want your child to develop:

- Character
- Leadership
- Personal fitness
- Citizenship.

These values are presented in a fun and engaging method along with experiencing the outdoors, learning about personal safety, and discovering your family traditions

Cub Scout-age children benefit developmentally from belonging to a small group of peers. Your child will be a part of a den, a small group of Cub Scouts usually in the same grade. Through this sense of belonging, children build self-esteem and learn to get along with others.

The values we seek to instill are found in the Scout Oath and Scout Law.



### SCOUT LAW

A Scout is trustworthy, loyal, helpful, friendly, courteous, kind, obedient, cheerful, thrifty, brave, clean, and reverent.

### SCOUT OATH

On my honor I will do my best to do my duty to God and my country and to obey the Scout Law; to help other people at all times; to keep myself physically strong, mentally awake, and morally straight.

**We know that kids do not join Cub Scouting for character building. They join because it is fun. Your child will learn great lessons, but they will be too busy having fun to notice.**



10

## TRAINING

Scouting America offers convenient training for parents who volunteer. As a new parent, you can learn all about Cub Scouting and how quality Scouting programs are built. Log on to [my.Scouting.org](http://my.Scouting.org) and create an account to gain access to all available training content. For more information about training at all levels of the program, go to [www.scouting.org/training](http://www.scouting.org/training).

## SAFEGUARDING YOUTH



Child abuse is a serious problem in our society, and unfortunately, it can occur anywhere, even in Scouting. Youth safety is of paramount importance to Scouting. For that reason, Scouting America continues to create barriers to abuse beyond what have previously existed in Scouting. Scouting America places the greatest importance on providing the most secure environment possible for its youth members. To maintain such an environment,

Scouting America has developed numerous procedural and leadership selection policies and provides parents and leaders with multiple online and print resources for all Scouting programs. All leaders are required to complete Safeguarding Youth training. All parents are encouraged to take the training. To complete the training online, go to [my.Scouting.org](http://my.Scouting.org) and establish an account using the member number you receive when you register for Scouting America membership.

If you take the training online before you obtain a member number, be sure to return to [my.Scouting.org](http://my.Scouting.org) and enter your number for training record credit. Your Scouting America local council also provides training on a regular basis if you cannot take it online. Safeguarding Youth training must be taken every two years. If a volunteer's Safeguarding Youth training record is not current at the time of recharter, the volunteer will not be registered. For more information about Safeguarding Youth, please see Scouting America's Safeguarding Youth website at [scouting.org/training/youth-protection/](http://scouting.org/training/youth-protection/).



[HTTPS://WWW.Scouting.org/TRAINING/](https://www.scouting.org/training/)

[HTTPS://BALTIMORESCOUTING.org/TRAINING/](https://baltimorescouting.org/training/)

11


- Explain the benefits of joining Cub Scouts

- Briefly explain the training available to adults in Scouting
- Explain Safeguarding Youth Training and procedures



## Why Join

# STATION LEADER GUIDE



Den Number	
Den Leader Name	
Email Address	
Phone Number	
Next Meeting	



Code	Discount	Expiration Date
JoinAugust	\$25	8/31/2025
Join September	\$25	9/30/2025
JoinOctober	\$10	10/31/2025

*DISCOUNTS AVAILABLE FOR ONLINE APPLICATIONS ONLY*

12

July 2025

- Have families complete the application online using the QR code or link
- Fill in the Den Number and Den Leader Contact Information
- Fill in the next meeting information
- It may be helpful to have a laptop and/or tablet available that parents can use to complete applications



## Registration



# Updating your Unit Pin

Families looking for Cub Scouting often start at BeAScout.org. To attract them, make sure your Unit's "pin" is up to date with accurate info and a welcoming message.

## Who Can Update the Pin

Only a Key 3 leader (Cubmaster, Committee Chair, or Chartered Org Rep) or a Key 3 Delegate (appointed via Organization Manager in My.Scouting.org) can update the pin.

## How to Update

- Log in to My.Scouting.org.
- Go to Menu > Your Unit > Organization Manager.
- Click Unit Pin on the left.

## Settings to Update

- Appear on BeAScout:
- Allow People to Apply Online:
- Contact Info: Choose a responsive leader.
- Unit Website: Add your unit's public site.
- Additional Unit Info: Add a short (max 500 characters) description of your program.
- Unit Meeting Address: Enter your actual meeting location (not just the chartered org's address).

## Display Options

Check the boxes for:

- Unit Meeting Address
- Contact Name, Phone, Email
- Unit Website
- Additional Unit Info

## Final Step

Click Save at the bottom. Look for the confirmation: "Successfully Updated – Please allow up to 24 hours for changes to be reflected on BeAScout."



### Tips for "Additional Unit Info"

Use this space to highlight:

- Meeting schedule and location
- Fun activities (camping, hiking, Pinewood Derby, etc.)
- Emphasis on parent involvement

Examples and more resources: [scouting.org/resources/online-registration](https://www.scouting.org/resources/online-registration)

# Setting Up Online Applications

Online applications are the preferred method for both youth and adults to join your unit. They allow people to pay online, reduce errors and reduce processing time.

## Update Online Registration Settings

1. Login to <https://my.scouting.org>
2. Go to Organization Manager → Settings

## Membership Application Approval

Choose who approves adult applications:

Chartered Org Rep (COR) only

COR + Committee Chair

COR can assign a COR Delegate in Organization Manager (must be renewed annually)

## Application Types Accepted

- Automatically Accept Youth Applications
- Allow Adult Applications

## Youth Applicant Types (Packs Only)

- Select: Boys Only, Girls Only, or Both
- Update if your Pack's plans change



# Updating your Fee Explanations

Fee explanations can be updated in the Organization Manager under Settings. Below are some examples you can use to get started



## **Email Template 1: Full-Year Overview** **Subject: Understanding Cub Scout Fees – What You’re Paying For**

Welcome to Pack [Number]! We’re excited to have your family join our Cub Scout adventure. To help you understand the costs involved, here’s a breakdown of the different types of fees:

### 1. National & Council Fees – Paid Online

When you register at <https://beascout.org>, you’ll pay \$160 directly to the Boy Scouts of America. This covers:

- National BSA membership
- Local Council support
- Insurance and program resources

### 2. Pack Dues – Paid to Our Pack


After registration, you’ll receive instructions to pay Pack dues, which are currently \$x per calendar year. These help cover:

- [fill in]

### 3. Additional Costs

Some events (like camping trips or special outings) may have per-activity fees. We also fundraise throughout the year to help offset costs for all families.

We’re here to support you every step of the way. If you have any questions, feel free to reach out!



## **Email Template 2: Supplemental Pack Fee** **Subject: Your Pack Fee – What It Covers**

Thanks for registering your Scout with Pack [Number]! You’ve already paid the Scouting America registration fee online. In addition to that, we ask for a \$40 local Pack fee, which helps us provide a great experience for your Scout.

What’s Included in the \$x Pack Fee:

- [fill in]

What’s Not Included:

- Class A uniform (button-up shirt and belt) – available at the Scout Shop on Dorsey Rd.
- Pack-specific gear (neckerchief, hat, Class B t-shirt) – available for purchase at Pack meetings

We accept [form of payment]. Let us know if you need assistance or have any questions!

# Updating your Welcome Email

Welcome Emails can be configured in Organization Manager and Settings. Below are some examples to get you started



## **Email Template 1: Values-Focused** **Subject: Welcome to Cub Scouts - Let's "Do Our Best" Together**


Welcome to Cub Scouts! We're excited to have your family join our Pack, where we live by the motto: "Do Your Best." Our Pack is made up of Dens, each consisting of Scouts in the same grade. Most Dens meet twice a month, typically on [day] evenings, while Lions (Kindergarten) meet once a month.

Each month, all Dens come together for a Pack Meeting to celebrate achievements and enjoy fun activities as a group.

Through Cub Scouting, your child will:

- Build confidence and character
- Learn new skills
- Make lasting friendships
- Explore the outdoors

We're committed to helping every Scout grow and thrive. We look forward to working with you to make this a memorable and meaningful experience for your family.



## **Email Template 2: General Introduction** **Subject: Welcome to Pack XYZ**

Welcome to Cub Scout Pack XYZ in ABC, Maryland! We're thrilled to have you join our Scouting family. Our Pack is a place where your child will grow, learn, and have fun through exciting adventures and meaningful experiences.

Meeting Details:

- When: {DAY} evenings at [TIME]
- Where:[Location]
- Pack Meetings: [FREQUENCY, DAY]
- Committee Meetings: [FREQUENCY, DAY]

Stay Connected:

- Facebook Group: [Insert Link]
- Committee Email: [Insert Email]
- 

We look forward to a fantastic year of Scouting with your family!

# Online Applications

## Family View

WELCOME TO SCOUTING

Select your application type below to apply for membership in or to volunteer for Scouting. You will be notified when your application has been processed by the unit or council.

Are you registering yourself or your child?:

**Youth**  
Age 4 - 11 years old  
Start

**Adult**  
Volunteers  
Start

### Step 1

Parent/Adult logs onto system using the link provided to them will take the person applying to the page where they will start the application process.

Choose Youth (if you are registering your child in a Pack, Troop, Crew or Ship) or Adult.

### Step 2

You will be asked if the youth is a current/former scout. If the child is not a Scout, a new form will appear

TELL US ABOUT YOUR CHILD

\* Is the youth a current/former Scout?:  Yes  No

Back to previous Page Next

* Youth First Name:	<input type="text" value="First Name"/> <span style="color: red;">Please enter your first name</span>
Youth Middle Name:	<input type="text" value="Middle Name"/>
* Youth Last Name:	<input type="text" value="Last Name"/>
Suffix:	<input type="text" value="Choose Suffix"/>
Mother's Maiden Name <sup>?</sup> :	<input type="text" value="Mother's Maiden Name"/>
* Youth Date of Birth:	<input type="text" value="MM/DD/YYYY"/>
* Gender:	<input type="text" value="Choose Gender"/>
* Ethnic Background:	<input type="text" value="Choose ethnicity"/>
* Grade:	<input type="text" value="Grade"/>
School Name:	<input type="text" value="School Name"/>

# Online Applications

## Family View

**Tell us about yourself**

\* Do you currently have a my.Scouting account?:  Yes  No

[Previous](#) [Next](#)

### Step 3

Indicate whether you have a Scouting.org account. If the adult already has a my.scouting account, click "yes". If they do not, click "no" and a form will appear. From there, the adult will be required to make an account on my.scouting

\* First Name:

\* Last Name:

\* Date of Birth:

\* Gender:

\* Ethnic Background:

\* Youth's Relationship to the Parent/Guardian:



### Account creation required

To continue with the application process, please create a my.Scouting account

[OK](#)

## ACCOUNT

Select the method to login to your my.Scouting account

Scouting America Credentials

Other Sign In Options

Continue as a Guest

### Step 4

Choose a way to create your account.

The next step is payment and should work just like online shopping



# Thank You!



For their generous support of our  
Membership Builder Campaign



**Jill Bispels  
Catherine Gillies  
Mike McDonal  
Karen Scheel  
Don Walters  
Emory Young  
...and many more**

For their commitment to growing membership in the  
Baltimore Area Council and the work they have done to  
create resources for the Membership Builder Campaign

# UNIT OPEN HOUSE TO-GO

## *Contents*

Unit \_\_\_\_\_

Quantity	Item
	Membership Builder Playbook
	Family Information Guide
	Unit Open House Station Table Tents (set)
	Station Leader Guide (set)
	Yard Sign
	Buddy Card (sheets)
	Scout Life Mini-Magazine
	Flyers

# DISTRICT MEMBERSHIP

## *Contacts*

DISTRICT INFORMATION  
STICKER